



# Soos Creek Water and Sewer District 2023 Water Quality Report

## Where Does Our Water Come From?

Soos Creek Water and Sewer District (SCWSD) is proud to provide you with water that meets or exceeds all federal drinking water quality standards.

The Seattle Public Utilities (SPU) Cedar River Watershed supplies 100% of this high-quality water. This surface water source is located in a remote and uninhabited area of the Cascade Mountains. Rain and snow runoff from the Cascades are held in lakes in the watershed. The Cedar River Watershed is publicly owned and SPU has an aggressive watershed plan to protect it. Agricultural and industrial activities are not allowed within the watershed, and access to the watershed is restricted to appropriate staff and educational programs conducted by SPU staff.



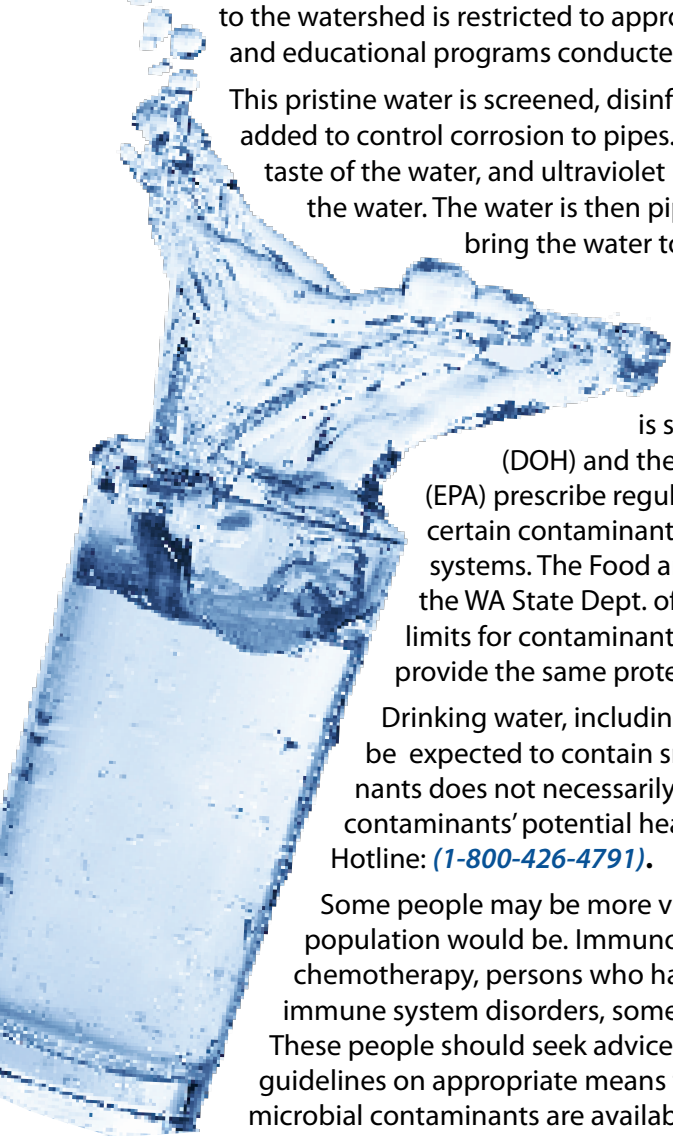
This pristine water is screened, disinfected with chlorine, and fluoridated. A small amount of lime is also added to control corrosion to pipes. Ozonation (a form of oxygen used for disinfection) improves the taste of the water, and ultraviolet light (UV) kills any disease-causing *Giardia* and *Cryptosporidium* in the water. The water is then piped and pumped into SCWSD reservoirs and distribution mains which bring the water to area homes and businesses.

## Water Quality

In order to ensure that tap water is safe to drink, the Dept. of Health (DOH) and the Environmental Protection Agency (EPA) prescribe regulations that limit the amount of certain contaminants in water provided by public water systems. The Food and Drug Administration (FDA) and the WA State Dept. of Agriculture regulations establish limits for contaminants in bottled water that must provide the same protection for public health.

Drinking water, including bottled water, may reasonably be expected to contain small amounts of some contaminants. The presence of such contaminants does not necessarily indicate that the water poses a health risk. More information about contaminants' potential health effects can be obtained by calling the EPA Safe Drinking Water Hotline: [\(1-800-426-4791\)](tel:1-800-426-4791).


Some people may be more vulnerable to contaminants in drinking water than the general population would be. Immuno-compromised persons such as persons with cancer undergoing chemotherapy, persons who have undergone organ transplants, people with HIV/AIDS or other immune system disorders, some elderly, and infants can be particularly at risk from contaminants. These people should seek advice about drinking water from their health care providers. EPACDC guidelines on appropriate means to lessen the risk of infection by *Cryptosporidium* and other microbial contaminants are available from the Safe Drinking Water Hotline [\(1-800-426-4791\)](tel:1-800-426-4791).



## Water Supply Update

Water consumption for the previous seven days averaged approximately 147 million gallons per day (mgd). That is about 20 mgd less than the 167 mgd consumed during the same period last year, and the same as the 147 mgd used during the same period over the years 2010-2019. Based on current conditions and forecasts, Seattle Public Utilities (SPU) anticipates the regional water system will have sufficient water supply for people and fish this summer. As always, SPU will continue to carefully monitor conditions daily.

Using water wisely is something SPU and Soos Creek Water & Sewer District encourage our customers to do. For information about ways to save water, visit [www.savingwater.org](http://www.savingwater.org).



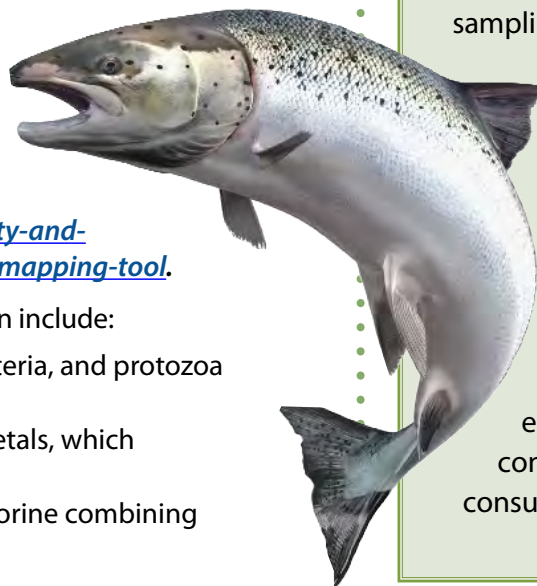
Water Consumption between 2010-2023

## Source Water Assessment

The Dept. of Health (DOH) conducted a source water assessment to determine potential contaminant sources. According to DOH, all surface waters in Washington are given a susceptibility rating of "high," regardless of whether contaminants have been detected or whether there are any sources of contaminants in the watershed. Information on the Source Water Assessment Program is available on the DOH website, at: <https://doh.wa.gov/community-and-environment/drinking-water/source-water/gis-mapping-tool>.

Some potential natural sources of contamination include:

- Microbial contaminants, such as viruses, bacteria, and protozoa from wildlife.
- Inorganic contaminants, such as salts and metals, which are naturally occurring.
- Organic contaminants, which result from chlorine combining with the naturally occurring organic matter.




## Monitoring

Seattle Public Utilities staff monitors the source water, treatment processes, and distribution system water quality 365 days a year. Different parameters are monitored and analyzed at varying frequencies - generally daily, monthly, quarterly, or annually, in accordance with Federal and State regulations. Some elements of the treatment process are monitored continuously. The data, contained in the tables that follow, reflects the 2023 compliance data for Seattle Public Utilities and Soos Creek Water and Sewer District. If sampling was not required in 2023, levels indicated are for the most recent monitoring conducted. Our 2023 routine water quality monitoring did not identify the presence of any contaminants at established levels of concern for the general consumers.

## Conservation Benefits Salmon

*We share our water with the entire ecosystem. Each gallon you save stays in our rivers and lakes to sustain salmon, wildlife, and forests.*





## 2023 Water Quality Monitoring Results

Detected Compounds	Units	EPA's Allowable Limits		Levels in Cedar Water		Typical Sources
		MCLG	MCL	Average	Range	
Total Organic Carbon	ppm	NA	TT	0.7	0.42 – 1.12	Naturally present
Turbidity	NTU	NA	TT	0.38	0.19 to 3.5	Soil Runoff
Arsenic	ppb	0	10	0.4	0.3 to 0.6	Erosion of natural deposits
Barium	ppb	2000	2000	1.5	1.3 to 1.7	Erosion of natural deposits
Bromate	ppb	0	10	0.7	ND to 11	By-product of drinking disinfection
Fluoride	ppm	4	4	0.7	0.5 to 0.8	Water additive which promotes strong teeth
Nitrate	ppm	10	10	0.1	One Sample	Erosion of natural deposits
Coliform, Total	%	0	%	Naturally present in the environment		
Total Trihalomethanes	ppb	NA	80	31	19.6 – 44.5	By-products of drinking water chlorination
Haloacetic Acids (5)	ppb	NA	60	28	16.9 – 39.7	By-products of drinking water chlorination
Chlorine	ppm	MRDLG = 4	MRDL = 4	Average = 1.00 Range = 0.00 - 1.66		Water additives used to control microbes

*\*\* SPU is required to monitor your drinking water for specific contaminants on a regular basis. Results of regular monitoring are an indicator of whether or not your drinking water meets health standards. In October 2023, a bromate sample was not analyzed for the Tolt supply, and therefore SPU cannot be sure of the quality of your drinking water during that time. However, based on historical data and results since October 2023, Tolt bromate levels are generally non-detect.*

### Definitions

**MCLG:** Maximum Contaminant Level Goal - The level of a contaminant in drinking water below which there is no known or expected risk to health. MCLGs allow for a margin of safety.

**MCL:** Maximum Contaminant Level - The highest level of a contaminant that is allowed in drinking water. MCLs are set as close to the MCLGs as feasible using the best available treatment technology.

**MRDL:** Maximum Residual Disinfectant Level - The highest level of a disinfectant allowed in drinking water. There is convincing evidence that addition of a disinfectant is necessary for control of microbial contaminants.

**MRDLG:** Maximum Residual Disinfectant Level Goal - The level of a drinking water disinfectant below which there is no known or expected risk to health. MRDLGs do not reflect the benefits of the use of disinfectants to control microbial contaminants.

**TT:** Treatment Technique - A required process intended to reduce the level of a contaminant in drinking water.

**NTU:** Nephelometric Turbidity Unit - Turbidity is a measure of how clear the water looks. The turbidity MCL that applied to the Cedar supply in 2023 is 5 NTU, and for the Tolt supply it was 0.3 NTU for at least 95% of the samples in a month. 100% of Tolt samples in 2023 were below 0.3 NTU.

**NA:** Not Applicable

**ND:** Not Detected

**ppm:** 1 part per million = 1 mg/L = 1 milligram per liter

**ppb:** 1 part per billion = 1 ug/L = 1 microgram per liter

**1 ppm = 1000 ppb**

### SCWSD Unregulated Contaminants Monitoring Rule 4 (UCMR4) Sampling Data

UCMR4 data is reported to let you know about new contaminants that may be regulated in the future. The EPA requires us to monitor contaminants that do not have defined health-based standards, and uses this information to determine the occurrence of contaminants in drinking water systems that may lead to future regulations. You can find this information in previous reports on the District website at: <https://www.soos creek.com/services/water-quality>.



## Lead and copper monitoring results (Cedar WSA)

Parameter and Units	MCLG	Action Level+	2023 Results*	Homes Exceeding Action Level	Source
Lead, ppb	0	15	2.2	0 of 50	Corrosion of household plumbing system
Copper, ppm	1.3	1.3	0.05	0 of 50	

\* 90th Percentile: i.e. 90 percent of the samples were less than the values shown.

+ The concentration of a contaminant which, if exceeded, triggers treatment or other requirements which a water system must follow.

If present, elevated levels of lead can cause serious health problems, especially for pregnant women and young children. Lead in drinking water is primarily from materials and components associated with service lines and home plumbing. Soos Creek Water and Sewer District is responsible for providing high quality drinking water, but cannot control the variety of materials used in plumbing components. When your water has been sitting for several hours, you can minimize the potential for lead exposure by flushing your tap for 30 seconds to 2 minutes before using water for drinking or cooking. If you are concerned about lead in your water, you may wish to have your water tested. Information on lead in drinking water, testing methods, and steps you can take to minimize exposure is available from the Safe Drinking Water Hotline or at <http://www.epa.gov/safewater/lead>.

---

## Regional Water Conservation

Soos Creek Water & Sewer District (SCWSD) adopted the Saving Water Partnership (SWP) Regional Conservation Program Water Use Efficiency Goal: Keep the total average annual retail water use of SWP members under 110 mgd through 2028, despite forecasted population growth, by reducing per capita water use.

SCWSD is one of a group of 19 utilities that purchase wholesale water from Seattle Public Utilities (SPU) and is part of the Saving Water Partnership Regional Water Conservation Program administered by SPU. In 2021, the Saving Water Partnership met the Regional Conservation Program goal, with annual retail water use of members of the Saving Water Partnership at 95.5 mgd.

SCWSD purchased 1.4 billion gallons of water in 2023. Of this, approximately 82 million gallons was lost to distribution system leakage (DSL). Expressed as percentage of water supplied to SCWSD's service area, the DSL loss rate was 5.7%. The Washington State Department of Health's Water Use Efficiency Rule requires a 10% or less DSL based on a 3-year rolling average. SCWSD is in compliance with this standard.

## Highlights of the Regional Water Conservation Program in 2023

In 2023, the Saving Water Partnership met the Regional Conservation Program goal, with annual retail water use of members of the Saving Water Partnership at 96.3 mgd.

In 2023, we continued to offer customers many ways to conserve, supported by the program website, [www.savingwater.org](http://www.savingwater.org). or call 206-684-SAVE.

### Rebates

- Single family residential customers: Premium 1.1 gpf (or less) toilets, WaterSense irrigation timers
- Multifamily property owners: Premium 1.1 gpf (or less) toilets, irrigation system upgrades
- Business, industrial and institutional customers: premium toilets, commercial laundry, cooling and refrigeration systems, medical equipment, irrigation systems, process water improvements, other water use technologies



### Youth Education

- Conducted 612 presentations for K-8 grade students. 24 Free Savvy Gardener classes were offered from May through September, both in person at local community gardens and virtually via Zoom to help gardeners create and maintain healthy, sustainable, water-efficient landscapes.



### Technical Assistance

- Commercial program promoted conservation supplies, assistance, and in-depth water use assessments to businesses.
- Landscape water use assessments available for multifamily and commercial customers.
- Indoor water use assessments available for commercial customers.

### Educational Messages

- Saving water helps salmon.
- Find and fix toilet and faucet leaks.
- Water plants wisely.
- Mulch garden beds to retain moisture.
- Lawn-mowing tips to save water.

For more information, please see the 2023 Regional Water Conservation Program Annual Report at: [www.savingwater.org](http://www.savingwater.org).

